



5130 Riverside Drive • Chino, CA 91710 • 909.628.1201 • www.chino.k12.ca.us
Student Achievement • Safe Schools • Positive School Climate • Humility • Civility • Service

BOARD OF EDUCATION: Donald L. Bridge • Andrew Cruz • Christina Gagnier • James Na • Joe Schaffer • SUPERINTENDENT: Norm Enfield, Ed.D.

June 13, 2022

BID # /PROJECT: Bid #22-23-03F Classroom Preparation for ViewSonics – Group 5
SUBJECT: Addendum #1

The following changes, omissions, and or additions to the Project Manual and/or Drawings shall apply to proposals made for and to the execution of the various parts of the work affected thereby, and all other conditions shall remain the same.

Careful note of the addendum shall be taken by all parties of interest so that the proper allowances may be made in strict accordance with the Addendum, and that all contractors shall be fully advised in the performance of the work which will be required of them.

Bidder shall acknowledge receipt of this Addendum in the Space provided on the Bid Form. Failure to do so may subject Bidder to be disqualified.

In case of conflict, this Addendum shall govern.

REVISED INFORMATION:

Revised Bid Submittal Date: July 27, 2022 @ 1:00 p.m.

Revised RFI Date: June 17, 2022 @ 4:30 p.m.

ADDED:

Scope of Work for Pathway

END OF ADDENDUM #1

Respectfully submitted,

A handwritten signature in blue ink, appearing to read "Anna G. Hamilton", is written over a light blue horizontal line.

Anna G. Hamilton
Purchasing Director

Portables Sleeving/Power Scope of Work

Alternative Education Center

1. Provide and install 2" seal tight conduit pathways between the portable classrooms (1- per portable), Rooms 32-33, 34-35, 35-36, 36-37
2. Removing and reinstalling the wood protective skirting to gain access.
3. 2" wall penetrations (above ceiling), 2" seal tight, silicone sealant, connectors, supports above the ceiling space, and plastic bushings.
4. The sleeves shall be installed on the side of the portable towards the rear.

Buena Vista High School

1. Provide and install 2" seal tight conduit pathways between the portable classrooms (1- per portable), Rooms P1-P2, P3-P4
2. Removing and reinstalling the wood protective skirting to gain access.
3. 2" wall penetrations (above ceiling), 2" seal tight, silicone sealant, connectors, supports above the ceiling space, and plastic bushings.
4. The sleeves shall be installed on the side of the portable towards the rear.

Chaparral Elementary School

1. Provide and install 2" seal tight conduit pathways between the portable classrooms (1- per portable), rooms 27-28, 28-29
2. Removing and reinstalling the wood protective skirting to gain access.
3. 2" wall penetrations (above ceiling), 2" seal tight, silicone sealant, connectors, supports above the ceiling space, and plastic bushings.
4. The sleeves shall be installed on the side of the portable towards the rear.

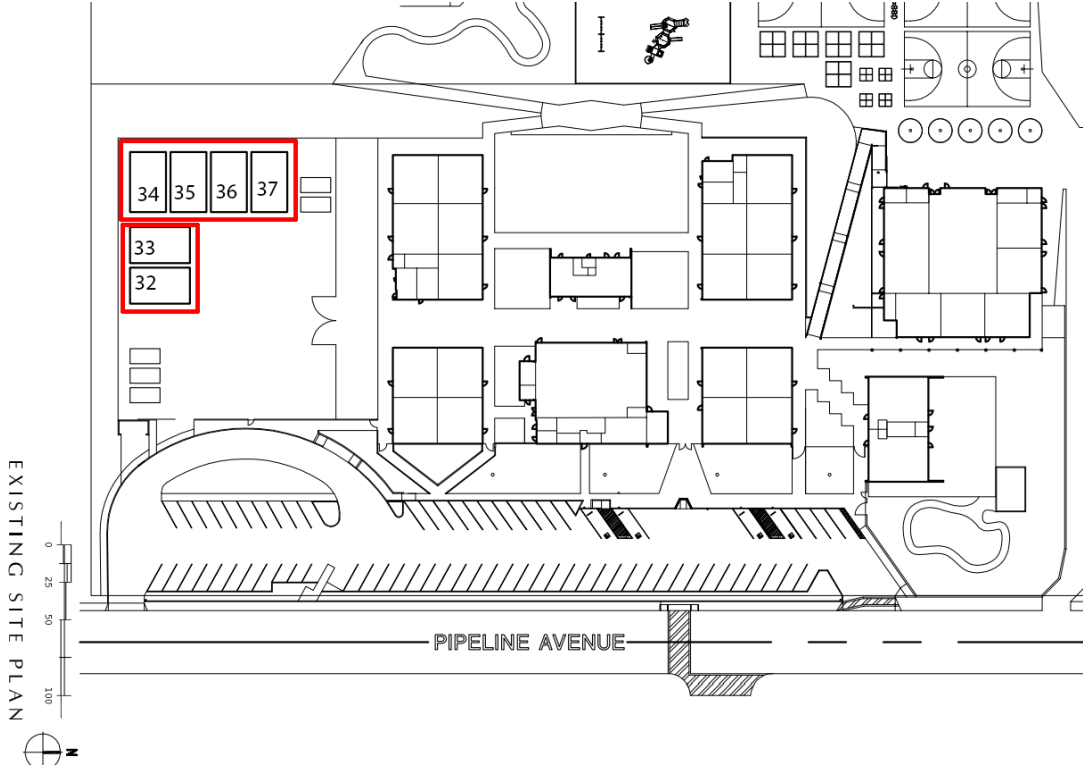
Chino Hills High School

1. No pathway work needed.

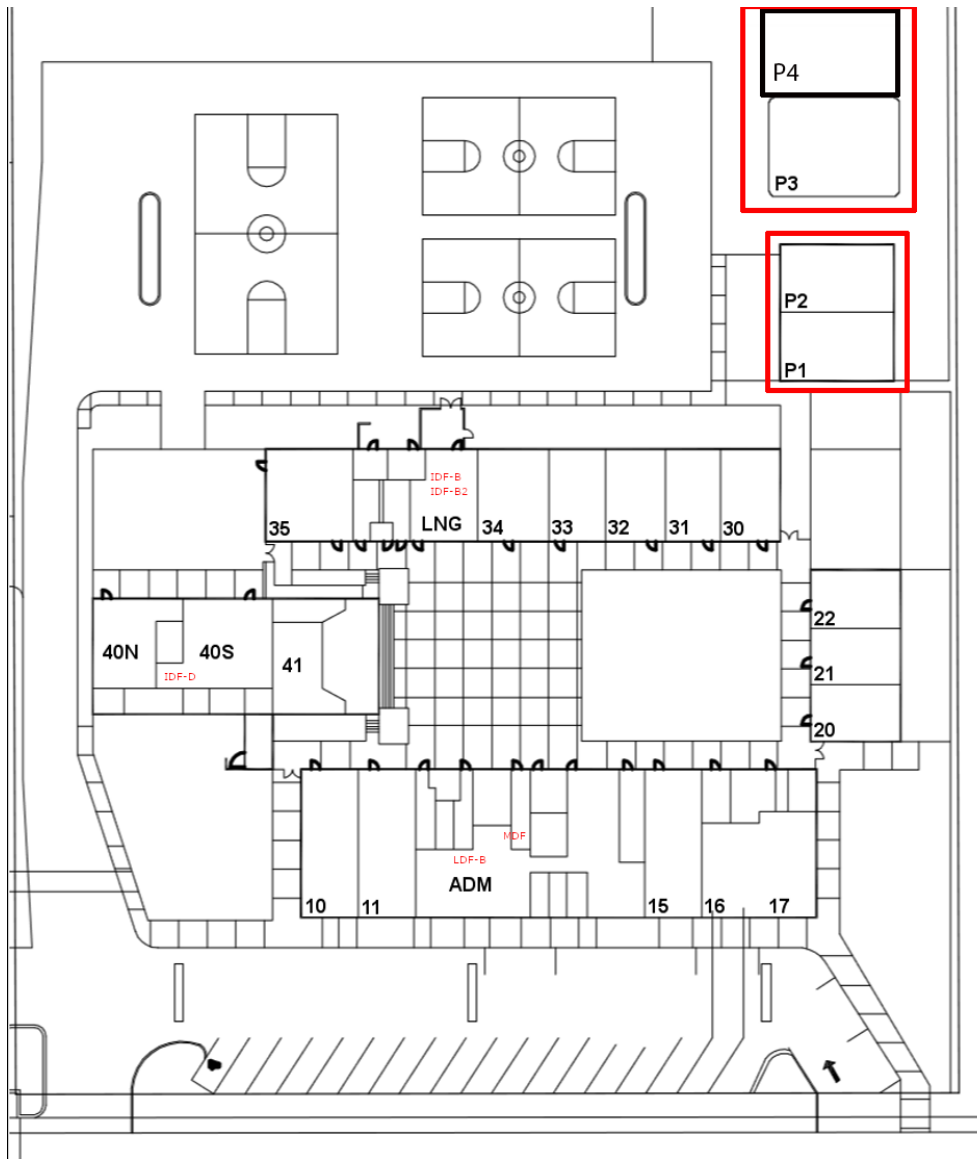
Dickey Elementary School

1. Provide and install 2" seal tight conduit pathways between the portable classrooms (2 per classroom between 136-137, 137-138, 138-139, 139-140, then 1 per classroom 140-141, 141-142, 142-143, 143-144, 126-127, 127-128, 129-130, 130-131, 132-133, 133-134, 134-135)
2. Removing and reinstalling the wood protective skirting to gain access.
3. 2" wall penetrations (above ceiling), 2" seal tight, silicone sealant, connectors, supports above the ceiling space, and plastic bushings.
4. The sleeves shall be installed on the side of the portable towards the rear.
5. Install 2-gang 120v Power into new IDF cabinet that will be in room 129. It is preferred it is on its own circuit. Verify final location with the district before installation.

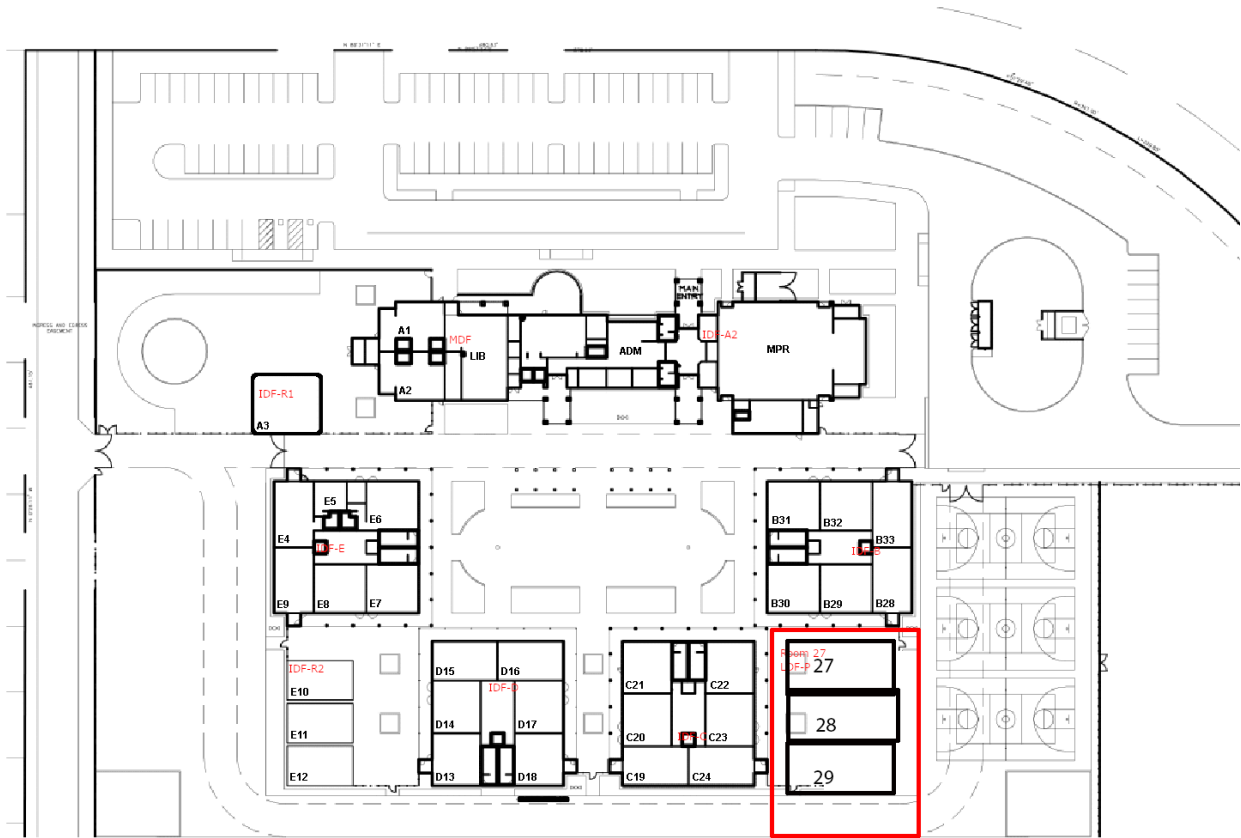
Alternative Education Center



Buena Vista High School



Chaparral Elementary School



EXISTING SITE PLAN

Chino Hills High School

